


The Wolseley Saloon



The car that's got it all together.

This is the new Wolseley, the showpiece of the 18-22 Series.

We believe that the Wolseley Saloon totally alters the entire concept of modern big car luxury motoring.

To find out exactly why we call it 'The car that's got it all together' just read the following list. It's a long list.

But it should put the new Wolseley on your short list.

- 1** Advanced aerodynamic wedge-shaped body style reduces drag, improves m.p.g.
- 2** All independent Hydragas* suspension that needs no regular maintenance for the life of the car.
- 3** Front-wheel drive.
- 4** Wide-track and wide radial-ply tyres for better road holding.
- 5** Economical OHC 6-cylinder engine.
- 6** Dual circuit power-assisted brakes with front discs.
- 7** Power-assisted steering.
- 8** Reclining driver's seat adjusts up and down as well as back and forward.
- 9** Three-speed ventilation system includes re-circulatory control on low speed, side window demist and foot level vents.
- 10** Comprehensive safety package ranging from heated rear window to rigid steel body shell.
- 11** Soundproofing to traditional Wolseley standards.
- 12** Rust protection includes wax injection of sill members, electro-phoretic paint, underbody protection and front wheel arch liners.
- 13** Standard features include push-button radio, tinted glass, long centre console, vinyl roof and carpeted boot.
- 14** Parts and service available from over 2,500 Distributors and Dealers throughout the country.






The new Wolseley, with its powerful, 6-cylinder 2227 cc engine is far more manoeuvrable than many similarly powered cars.

Unique Hydragas[®] suspension, power-

assisted steering, front wheel drive, a wide track (for greater stability) and wide radial-ply tyres make the Wolseley a remarkably responsive car.

And, automatic transmission is optional.

1. Powerful, 6-cylinder 2227 cc engine. 2. Wide radial-ply tyres for extra grip. 3. Unique, anti-pitch Hydragas[®] suspension. 4. Aerodynamically-designed body.



The car that's got it all together in performance.





The new Wolseley is nothing if not elegant. Its tinted windows, vinyl roof and stylish wedge-shaped body with that long raking bonnet


are guaranteed to make a few heads turn.

Not to mention its unique wheel trim and ultra-luxurious interior.

1. Handsome, fully padded dashboard. 2. Distinctive Wolseley styling. 3. Streamlined grille design. 4. Attractive, embellished wheel trim.






The car that's got it all together in styling.



Regarding safety, the new Wolseley will certainly impress you. There's a large area of vision, with a heated rear window and full-width windscreen demist. You can also demist the side windows.

The Wolseley's first class braking system even has a failure warning device. Anti-pitch Hydragas[®] suspension, a wide track and wide, radial-ply tyres give the car superb balance and road-holding.

1. Integral, rigid steel body shell. 2. Power-assisted dual circuit brakes with front discs. 3. Warning device for unfastened seat belt. 4. Reclining, rise-and-fall driver's seat for total control. 5. Brake failure warning device.







The car that's got it all together in safety.



The car that's got it all together.

1. Heated rear window and vinyl roof. 2. Illuminated switches on dashboard. 3. Front wheel arch liners and under-body protection. 4. Ruched door pockets.



Specification.

ENGINE: Six-cylinder, transverse, overhead valve with single overhead camshaft. Bore 3.0 in. (76.2 mm.); stroke 3.2 in. (81.28 mm.). Capacity 135.8 cu. in. (2227 c.c.) †110 b.h.p. at 5,250 r.p.m. Maximum torque †125 lbf. ft. (17.1 kgf. m.) at 3,500 r.p.m. Compression ratio 9.0 : 1. Oil capacity 13 pints (7.39 litres).

FUEL SYSTEM: Mechanical fuel pump, twin S.U. HIF6-type low emission carburetters; tank capacity 16 gallons (72.74 litres).

COOLING SYSTEM: Pressurized system with thermostatically controlled electrically-driven fan. Capacity 14.5 pints (8.25 litres).

CLUTCH: Diaphragm-spring, single dry-plate, hydraulically actuated. Diameter 8.75 in. (0.22 m.).

GEARBOX: Four-speed, all synchromesh; remote control gear lever. Ratios: 1st 3.29 : 1; 2nd 2.06 : 1; 3rd 1.38 : 1; 4th 1.00 : 1; reverse 3.07 : 1.

FINAL DRIVE: Front-wheel drive, open shafts with constant velocity joints. Ratio 3.72 : 1.

STEERING: Rack and pinion, power-assisted. Turning circle 37 ft. 10 in. (11.53 m.) approximately.

SUSPENSION: Independent with *Hydragas suspension units interconnected front to rear.

BRAKES: Independent dual circuit hydraulic, servo-assisted. 10.6 in. (0.27 m.) diameter discs at front; 9.0 in. (0.23 m.) diameter drums with leading and trailing shoes at rear.

WHEELS AND TYRES: Pressed-steel disc wheels with 185/70SR-14 radial-ply tyres. Chromium-plated wheel nuts and plastic trim covers.

ELECTRICAL: 12-volt, negative earth, 55 amp. hr. battery. Alternator. Pre-engaged starter motor. Multi-purpose lever on right-hand of steering-column controls horn, headlamp flasher, dipswitch and self-cancelling direction indicators. Lever on left-hand of steering-column controls electric windscreen washer and two-speed windscreen wipers with flick-wipe facility. Twin horns. Hazard warning lamps. Reversing lamps. Electrically heated rear window. Fibre optic illumination for switches. Front door operated courtesy lamp. Glove box lamp. Under bonnet lamp. Boot lamp. Twin rear interior lamps. Illuminated, fascia mounted cigar lighter. Cigar lighter in rear compartment. Radio and fully retractable aerial. Fresh-air heater/demister with air blend and three-speed blower controls. Combined ignition/starter switch incorporates steering-column lock.

INSTRUMENTS: Speedometer with distance and trip recorders. Fuel gauge. Water temperature gauge. Battery condition indicator. Clock. Warning lamps to indicate low oil pressure, headlamp high beam, flashers working, no charge, hazard warning lamps working, brake line failure, seat belts not fastened and heated rear window on.

COACHWORK: Four-door, five-seater saloon of all-steel unitary construction with underbody protection and wax-injected body sills. Parcel shelves front and rear. Full-width, padded fascia panel. Fresh-air ventilation. Lockable glove box. Twin sun visors. Vanity mirror on passenger's sun visor. Fitted carpet floor covering. Anti-burst door locks (incorporate child safety catch on rear doors) operated by recessed handles and door sill locking buttons on the inside, flush fitting handles on the outside. Armrests incorporating door pulls on all doors. Ruched door pockets. Ashtrays front and rear. Grab rails incorporating coat hooks above rear doors. Dipping rear view mirror. Twin exterior door mounted mirrors. Reclining front seats, with driver's seat adjustable for height as well as fore and aft movement. Rear seat centre armrest. Seats trimmed in knit-backed expanded vinyl with velour plush wearing surfaces. Interior bonnet release. Floor console surrounding the gear lever. Handbrake gaiter. Seat belt gaiter. Carpet in boot. Aluminium sill tread strip. Tinted window glass. Twin gas filled bonnet support stays. Twin telescopic boot lid stays. Full-width, wrap round chromium-plated bumpers with full length plastic insert. Coachline. Bright door frame capping. Vinyl covered roof. Bright finish tail pipe extension. Bright window capping. Factory fitted inertia-reel front seat belts.

OPTIONAL EXTRAS: Automatic transmission. Denovo wheels and tyres. Head restraints. Laminated windscreen. Metallic paint finish.

PERFORMANCE DATA OBTAINED BY BRITISH LEYLAND ENGINEERS

0-30 m.p.h.	4.0 seconds
0-40 m.p.h.	6.5 seconds
0-50 m.p.h.	9.0 seconds
0-60 m.p.h.	13.0 seconds
Maximum speed	106 m.p.h.

Fuel consumption at steady speed:

M.p.h.	
30	42 m.p.g.
40	38 m.p.g.
50	35 m.p.g.
60	30 m.p.g.
70	27 m.p.g.

* *Hydragas* is a registered Trade Mark
† DIN70020

UNIPART Accessories for the 18-22 Series.



Unipart accessories can help you tailor your car to meet your own particular requirements.

As with all Unipart products, the specification and performance of each item has been approved by British Leyland engineers and chemists for quality and reliability.

Mudflaps: GAC 216 (one pair)
(suitable for fitment front and rear)

Tailored Rubber Mats: GAC 217
(one pair)

Fog Lamp Brackets: GAI 197

Rear Fog Lamp Brackets: GAL 198

Weathershield: GTT 151

Head Restraints:

GLZ 141 Wolseley Navy
GLZ 142 Wolseley Sorrel
GLZ 143 Wolseley Mink Beige

Rear Floor Mats: GAC 181 (one pair)

Fog lamps:

Recommended: GAL 171
Rectangular QH

Alternatives: GAI 103 Rectangular QH
(large)
GAI 105 Round BPS
GAL 139 Round QH

Rear Fog Warning Lamps:

GAL 189 Rectangular (large)
GAL 191 Rectangular (small)

Rear Seat Belts: GSS 165 (one belt)

Car Care Kit: GAC 210

Roof Rack: GTT 137

Fire Extinguisher: GEF 102

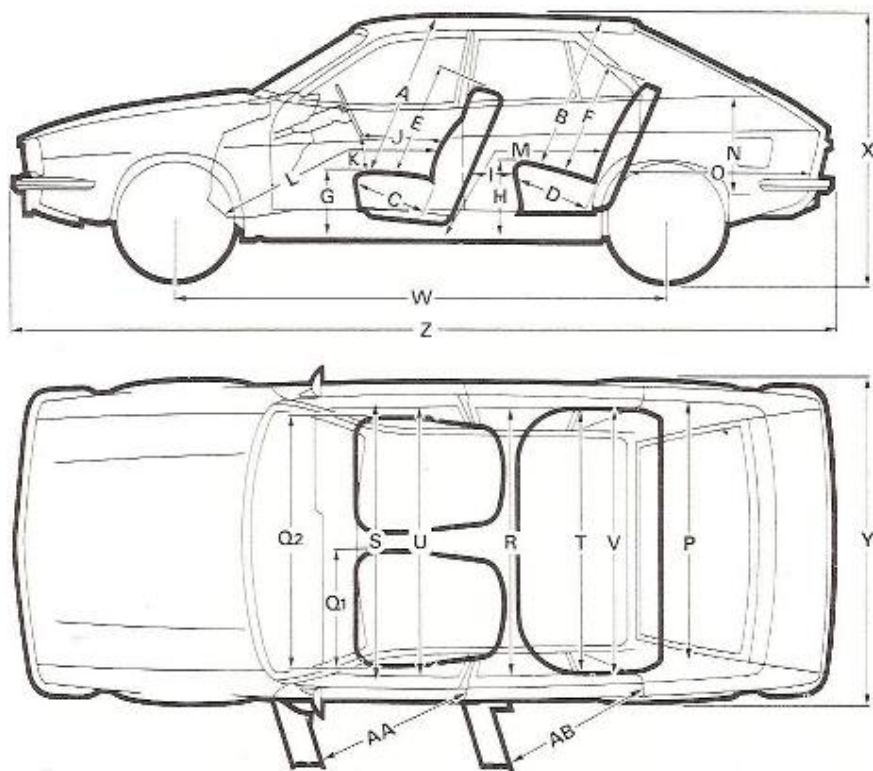


Dimensions.

		in.	cm.
*†Front seat head room (uncompressed)	A	35.37	89.85
†Rear seat head room (uncompressed)	B	33.37	84.75
‡Front seat cushion depth	C	19.06	48.40
†Rear seat cushion depth	D	17.16	43.60
‡Front seat squab height	E	22.20	56.40
†Rear seat squab height	F	24.88	63.20
**Front seat cushion height	G	11.67	29.65
†Rear seat cushion height	H	14.04	35.70
**Distance between seats—max.	I	16.69	42.40
**Distance between seats—min.	I	9.34	23.75
*†Steering-wheel to squab—max.	J	18.11	46.00
**Steering-wheel to squab—min.	J	11.32	28.75
†Steering-wheel to cushion	K	5.90	15.00
**Front seat leg reach—max.	L	50.25	127.70
**Front seat leg reach—min.	L	43.83	111.40
†Rear seat leg reach—max.	M	49.25	125.10
‡Rear seat leg reach—min.	M	41.81	106.20
Luggage boot height	N	20.25	51.50
Luggage boot depth	O	41.50	105.40

Luggage boot width	P	40.00	101.60
‡Front seat cushion width	Q1	22.50	57.10
*Front cushions overall width	Q2	50.50	128.20
‡Rear cushion overall width	R	55.38	140.70
Width between front doors	S	57.30	145.54
Width across rear seat	T	56.30	143.00
Shoulder width over front seat	U	56.50	143.50
Shoulder width over rear seat	V	55.50	141.00
Wheelbase	W	105.24	267.50
Overall height unladen	X	55.48	140.90
Overall width	Y	68.11	173.00
Overall length	Z	175.41	445.55
Front door entry width	AA	44.23	112.40
Rear door entry width	AB	42.71	108.50
Track at front		58.00	147.30
Track at rear		57.30	145.70
Ground clearance—unladen		6.45	16.40
Kerbside weight (approx.)		2677 lb.	1215 kg.

‡ Approximate measurement
* With driver's seat at one position above lowest adjustment



British Leyland UK Limited is constantly seeking ways to improve the specification, design and production of its vehicles and alterations take place continually. While every effort is made to produce up to date literature, this Brochure should not be regarded as an infallible guide to current specification, nor does it constitute an offer for the sale of any particular vehicle. Distributors and Dealers are not agents of British Leyland UK Limited and have absolutely no authority to bind British Leyland UK Limited by any express or implied undertaking or representation.

Austin Morris British Leyland UK Limited, Box 41, Longbridge, Birmingham B31 2TB



Wolseley